

 **STEEL-LINE**

# ST50EVOC



**DOOR TYPES:** residential sectional doors **DOOR SIZE:** doors up to 13m<sup>2</sup>

## Key Benefits



**Compliant to Australian and New Zealand Standard AS/NZS 60335-2-95**



### Security+2.0

Transmitters communicate on multiple frequencies with encrypted rolling code. This ensures the strongest frequency is selected every time, virtually eliminating interference while providing the highest level of security.



### Up to 75% Less Energy\*

Advanced technology uses less than 1 watt of power whilst in standby mode, meeting the world's toughest energy standards.



### Improved Transmitter Range

Tested against other products, these transmitters have up to 18% better range which means you can start opening your garage door sooner.



### Soft Start / Stop Function

Designed to ensure smooth and quiet door operation.



### 2 Year Warranty

Backed by a 2 year / 5,000 cycle warranty\*\* we stand behind our products with an after sales support team that we believe are the best in the industry.

## Standard Safety Features



### Premium Automatic Safety Reverse

With its automatic safety function your garage door will stop and reverse automatically if obstructed going down or stop if obstructed going up.



### Automatic Force Sensing

Equipped with automatic force sensing, with each operation the garage door opener monitors and adjusts the force needed to open your garage door.



### Manual Release

In case of power failure you can simply activate the manual release to open your garage door.

\* when compared to other available products \*\* conditions apply

## Kit Contents



1 x Powerhead &  
3 piece segmented  
chain rail



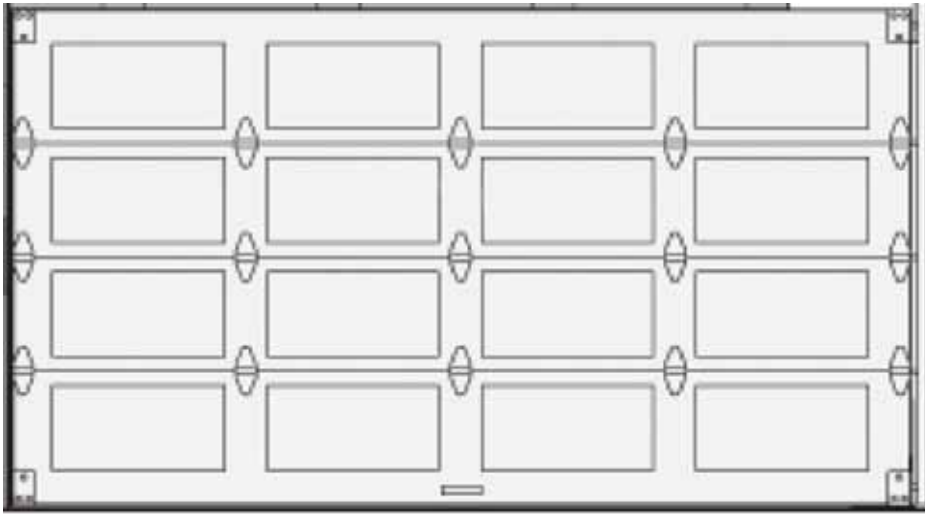
2 x Three channel  
key ring  
mini-transmitters



Two channel  
wireless  
wall button

## SPECIFICATIONS

- 24V DC motor with thermal overload protection
- Input voltage: 240V AC
- Rated door area up to 13m<sup>2</sup>
- Max door weight up to 100kg
- Max peak pulling force: 500 N
- 3 piece segmented C-rail with chain drive
- 433.92, 433.30, 434.54 MHz AM radio with Chamberlain Security + 2.0 rolling code technology
- Up to 16 memory registers
- Courtesy light: LED
- Min headroom required: 32mm

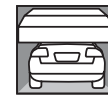


Max Door Height: 2.5m, Max Door Width: 5.5m, Total Door Area 13m<sup>2</sup>


## DOOR SPECIFICATIONS

- Maximum lifting under spring tension = 15kg
- Suitable for steel and timber spring balanced doors

## DOOR OPENING AND CLOSING TIMES

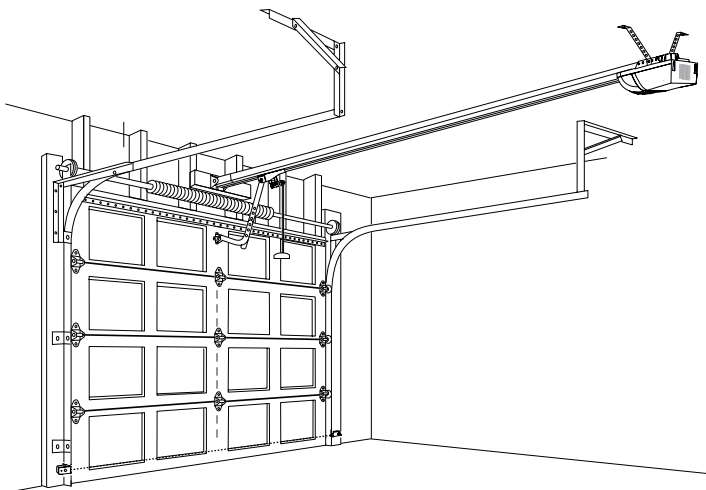


21 seconds



21 seconds  
(based on a 2.2m high door)

## TYPICAL INSTALLATION - SECTIONAL DOOR



## Door Specifications

Door Height	Fixing Point	Overall Length
2.5m	3150mm	3450mm

## OPTIONAL ACCESSORIES



**E943M**  
Wall or visor  
mounted  
three channel  
transmitter



**E940M**  
Wall or visor  
mounted  
single channel  
transmitter



**E945M**  
3 channel mini  
transmitter



**CLDM1ANZ**  
Wireless open  
door monitor



**774ANZ**  
Protector system  
safety beam  
sensors



**E840M**  
Wireless keypad



**E950M**  
Four channel  
key ring  
mini- transmitter



**E138M**  
Two channel  
wireless wall  
button